

Scaled data based on original data using
LM-79-08 Approved Method: Electrical and Photometric Measurements of Solid-
State Lighting Products

Test Report Prepared for
Cooper Lighting Solutions
(formerly Eaton)

Brand: McGRAW-EDISON

Report Number: P944633

Luminaire Tested: **GALN-SB9C-935-U-T1**

Issue Date: 1/21/2025

Test Information

Test Method: LM-79-08
Report Number: P944633
TEST IS SCALED FROM IESNA LM-79-08 TEST DATA (G2-2405-108-2)
Test Lab: INNOVATION CENTER
Issue Date: 1/21/2025
Manufacturer: COOPER LIGHTING SOLUTIONS (FORMERLY EATON)
Product Line: MCGRAW-EDISON
Catalog Number: GALN-SB9C-935-U-T1
Description: GALLEON AREA AND ROADWAY HIGH DENSITY LED LUMINAIRE
(9) 90 CRI, 3500K, 615mA LIGHTSQUARES WITH 26 LEDS EACH AND TYPE I OPTICS
Light Source: -
Ballast/Driver: -

Summary

Lumens per Lamp: N/A
Luminaire Lumens: 46944 lumens
Efficiency: N/A
Efficacy: 104.4 lumens/watt
Luminous Opening: Rectangular (W 1.5' x L: 1.5' x H: 0')
IES Classification: Type I - Short
BUG Rating: B5 - U0 - G5

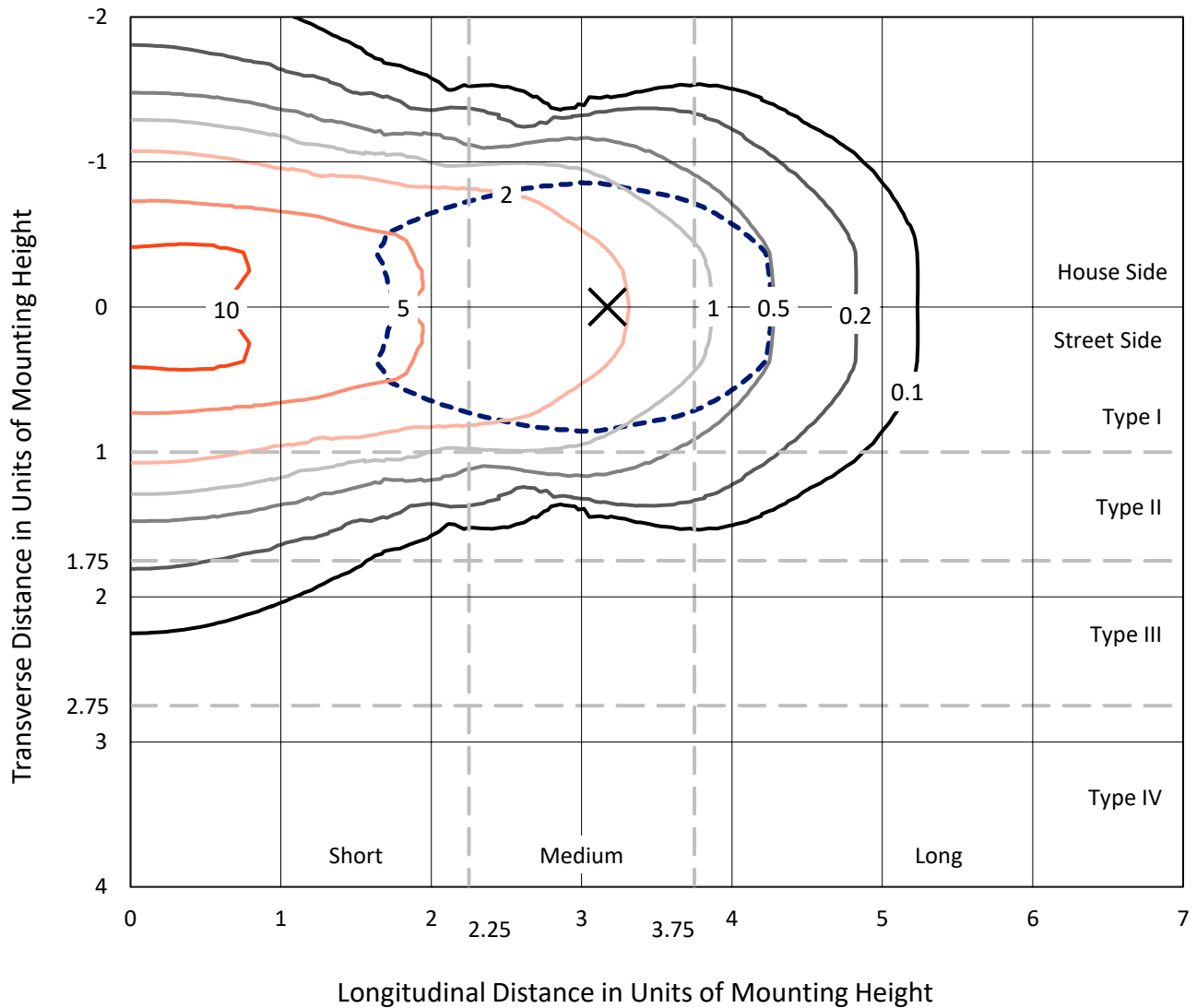
Input Watts (W): 449.8
Input Voltage (V): NR
Input Current (Ain): NR
Voltage Rise (V): NR
Power Factor: NR
Total Harmonic Distortion (THDi): NR
Frequency (hertz): 60
Stabilization Time: NR
Operation Time: NR
Ambient Temperature (°C): NR
Test Distance: 24 FT



REPORT NUMBER: P944633
 CATALOG NUMBER: GALN-SB9C-935-U-T1

Iso-Footcandle Lines of Horizontal Illumination

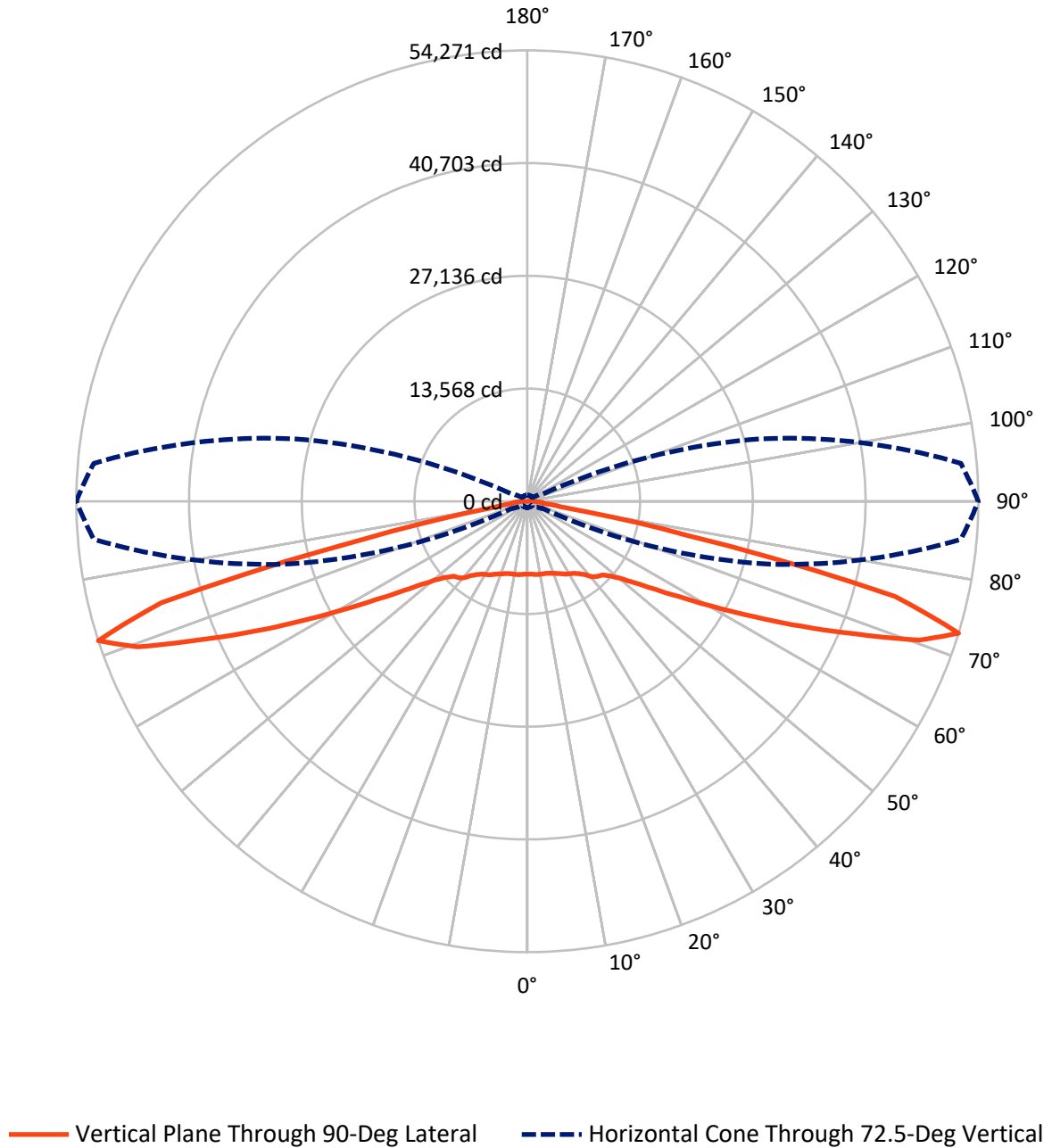
✕ Max cd
 - - - 1/2 Max cd



Based on 25 foot mounting height. Maximum calculated value = 14 fc
 Type I - Short - N/A

REPORT NUMBER: P944633
CATALOG NUMBER: GALN-SB9C-935-U-T1

Luminous Intensity Polar Plot



REPORT NUMBER: P944633

CATALOG NUMBER: GALN-SB9C-935-U-T1

FLUX DISTRIBUTION:

		Downward	Upward	Total
House Side	Lumens	23472.0	0.0	23472.0
	% Fixture	50.0	0.0	50.0
Street Side	Lumens	23472.0	0.0	23472.0
	% Fixture	50.0	0.0	50.0
Total	Lumens	46944.0	0.0	46944.0
	% Fixture	100.0	0.0	100.0

ZONAL LUMENS:

Zone	Lumens	% Fixture
0°-10°	850.5	1.8
10°-20°	2600.6	5.5
20°-30°	4336.3	9.2
30°-40°	5963.8	12.7
40°-50°	7283.4	15.5
50°-60°	8424.1	17.9
60°-70°	10044.3	21.4
70°-80°	7010.3	14.9
80°-90°	430.6	0.9
90°-100°	0.0	0.0
100°-110°	0.0	0.0
110°-120°	0.0	0.0
120°-130°	0.0	0.0
130°-140°	0.0	0.0
140°-150°	0.0	0.0
150°-160°	0.0	0.0
160°-170°	0.0	0.0
170°-180°	0.0	0.0
0°-90°	46944.0	100.0
0°-180°	46944.0	100.0

Coefficient of Utilization



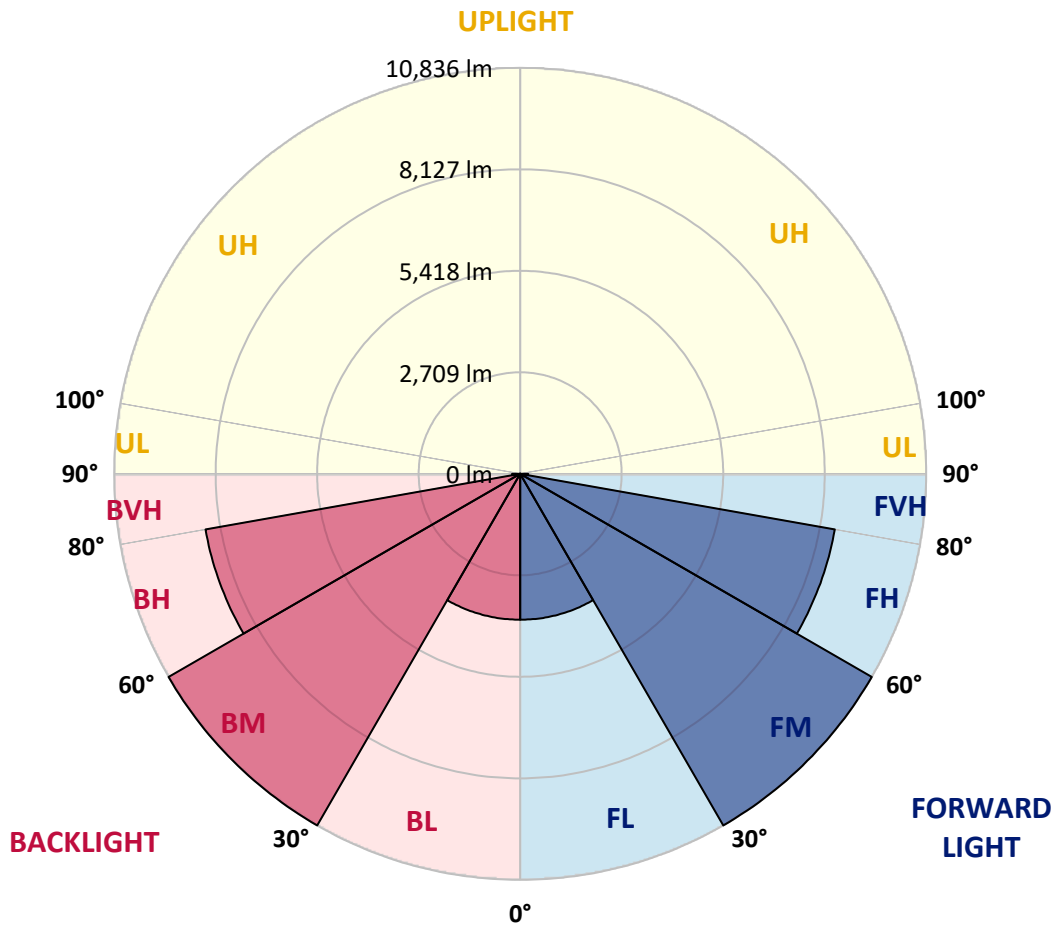
REPORT NUMBER: P944633
 CATALOG NUMBER: GALN-SB9C-935-U-T1

LUMINAIRE CLASSIFICATION SYSTEM LUMEN TABLE AND BUG RATING:

Zone	Lumens	% Fixture	Zone Rating/Lumen Limit		
			B	U	G
FL (0°-30°)	3893.8	8.3			
FM (30°-60°)	10835.7	23.1			
FH (60°-80°)	8527.3	18.2			G4/12000
FVH (80°-90°)	215.3	0.5			G2/225
BL (0°-30°)	3893.8	8.3	B4/5000		
BM (30°-60°)	10835.7	23.1	B5		
BH (60°-80°)	8527.3	18.2	B5		G5
BVH (80°-90°)	215.3	0.5			G2/225
UL (90°-100°)	0.0	0.0		U0/0	
UH (100°-180°)	0.0	0.0		U0/0	

BUG Rating: B5-U0-G5

Type I Short



REPORT NUMBER: P944633

CATALOG NUMBER: GALN-SB9C-935-U-T1

CANDELA DISTRIBUTION (FULL):

	0°	5°	15°	25°	35°	45°	55°	65°	75°	85°
0°	8772.0	8772.0	8772.0	8772.0	8772.0	8772.0	8772.0	8772.0	8772.0	8772.0
2.5°	8779.5	8789.4	8789.4	8782.0	8799.4	8784.5	8784.5	8777.0	8784.5	8777.0
5°	8824.4	8836.8	8841.8	8839.3	8861.8	8849.3	8849.3	8839.3	8841.8	8834.4
7.5°	8909.2	8926.7	8936.6	8949.1	8981.6	8966.6	8956.6	8926.7	8914.2	8894.2
10°	8936.6	8956.6	8989.0	9053.9	9128.7	9131.2	9101.3	9026.5	8969.1	8924.2
12.5°	8851.8	8879.3	8946.6	9078.9	9246.0	9313.4	9266.0	9141.2	9029.0	8949.1
15°	8744.5	8774.5	8876.8	9076.4	9323.3	9480.5	9475.5	9310.9	9131.2	9006.5
17.5°	8577.4	8607.3	8754.5	9033.9	9383.2	9642.7	9712.5	9542.9	9290.9	9123.8
20°	8275.5	8302.9	8507.5	8899.2	9403.2	9814.8	9997.0	9847.3	9532.9	9305.9
22.5°	7883.8	7926.2	8165.7	8667.2	9355.8	9994.5	10321.3	10219.0	9814.8	9500.5
25°	7464.7	7509.6	7789.0	8382.8	9233.5	10124.2	10705.5	10640.6	10134.2	9742.5
27.5°	7102.9	7150.3	7454.7	8100.9	9043.9	10174.1	11084.7	11117.2	10520.9	10009.4
30°	6818.5	6863.4	7187.7	7873.8	8799.4	10124.2	11416.5	11641.1	10915.1	10241.5
32.5°	6506.6	6564.0	6905.8	7596.9	8510.0	10004.5	11706.0	12207.4	11371.6	10491.0
35°	6112.4	6164.8	6524.1	7217.7	8130.8	9812.3	11948.0	12836.1	12025.3	10870.2
37.5°	5633.4	5683.3	6040.1	6743.6	7754.1	9542.9	12132.6	13544.7	12803.7	11416.5
40°	5151.9	5199.3	5533.6	6214.7	7302.5	9198.6	12197.4	14238.3	13696.9	12167.5
42.5°	4710.3	4752.7	5059.6	5693.3	6796.0	8759.5	12112.6	14842.0	14497.7	12691.4
45°	4303.7	4341.1	4613.0	5204.3	6269.6	8225.6	11858.1	15490.7	15450.8	13065.7
47.5°	3839.6	3877.0	4159.0	4730.3	5743.2	7599.4	11426.5	16129.4	16775.5	13913.9
50°	3273.3	3305.7	3595.1	4183.9	5196.8	6933.3	10827.8	16630.8	18447.1	15198.8
52.5°	2602.2	2637.1	2919.0	3507.8	4548.2	6217.2	10039.4	16957.7	20378.1	17074.9
55°	1936.0	1961.0	2205.5	2734.4	3744.8	5401.4	9051.4	17050.0	22568.6	19639.7
57.5°	1404.6	1419.6	1576.8	1971.0	2839.2	4381.0	7851.4	16810.5	25175.8	22927.9
60°	1137.7	1142.7	1190.1	1364.7	1973.4	3228.4	6401.9	15987.2	28005.0	27166.7
62.5°	1032.9	1032.9	1045.4	1092.8	1334.8	2130.6	4648.0	14280.7	31038.7	32523.2
65°	960.5	960.5	965.5	988.0	1052.8	1357.2	2934.0	11501.4	33596.0	38797.8
67.5°	895.7	898.2	895.7	903.1	940.6	1002.9	1701.5	7943.7	34973.2	45299.5
70°	828.3	833.3	820.8	820.8	850.8	853.2	1065.3	4356.1	33830.5	50748.3
72.5°	748.5	755.9	736.0	731.0	753.5	743.5	800.9	2090.7	29045.3	52374.9
75°	678.6	688.6	643.7	631.2	631.2	623.7	651.2	1072.8	18851.3	42724.7
77.5°	616.2	636.2	563.8	523.9	513.9	491.5	531.4	656.2	8245.6	20058.8
80°	509.0	536.4	464.0	416.6	399.2	374.2	419.1	459.1	2452.5	4657.9
82.5°	379.2	391.7	329.3	296.9	281.9	264.5	314.4	319.3	798.4	1649.1
85°	242.0	247.0	202.1	174.6	167.2	159.7	199.6	174.6	304.4	1212.5
87.5°	84.8	97.3	77.3	69.9	74.8	62.4	92.3	52.4	84.8	855.7
90°	0.0	0.0	0.0	0.0	0.0	0.0	0.0	0.0	0.0	0.0

(END C

90°

8772.0
8777.0
8834.4
8894.2
8916.7
8936.6
8986.5
9096.3
9263.5
9443.1
9662.7
9924.6
10119.2
10336.3
10698.0
11187.0
11923.0
12377.1
12641.5
13424.9
14585.0
16319.0
18694.1
21737.8
25667.3
30514.8
36258.0
42557.6
50027.2
54271.0
45698.6
19642.2
4460.8
1863.7
1761.4
1060.3
0.0

OF REPORT)